



York Triathlon Race Day Information

Sunday 1st August 2021

Start Time From 08:30am

(Please see your individual start time on your competitor race email)

Distance	Swim	Cycle	Run
Sprint	400m - 16 Lengths	18k - 6 Laps	5k - 4 Laps
Sprint Relay	400m - 16 Lengths	18k - 6 Laps	5k - 4 Laps
Super Sprint	200m - 8 Lengths	9k - 3 Laps	2.5k - 2 Laps
Fun	200m - 8 Lengths	9k - 3 Laps	2.5k - 2 Laps
Pink Wave	200m - 8 Lengths	9k - 3 Laps	2.5k - 2 Laps

**York Sport Village, Lakeside Way
YO19 5LA**

PARKING As you approach York sport village please follow the triathlon parking signs on to Grimston Bar park and ride which is open from 7am.

Parking is free unless you wish to use the Park and Ride service after the event to visit York.

Full details of the service can be found at <https://www.itravellyork.info/grimston-bar>

If your start time is between 8:30am and 10:45am please park in Bay C.

If your start time is later than 10:45 please park in Bays A & B.

Check your vehicle and load height for any obstructions before you enter the car parks.

Contents	Essential Information <i>Page 2</i>	Know the Rules <i>Page 3</i>	Main Arena Map <i>Page 6</i>	Swim <i>Page 7</i>	Bike <i>Page 8</i>
	Bike Map <i>Page 9</i>	Run & Relay <i>Page 10</i>	Results & Prizes <i>Page 11</i>	Partners <i>Page 12</i>	

Essential Information

Race Brief

There will be a rolling race brief just outside the pool. It takes approximately five minutes so allow plenty of time to listen to the race brief and get to the swim start ready to queue for your swim start. Please have your wrist band that is given to you at registration on your left wrist and visible as you queue for the swim start.

The race brief will take place outside at the side of the leisure centre on the steps before you enter the pool.

Registration

Open on Saturday from 3:00pm-4:30pm and from 7:30am on Sunday.

Please know your race number ready for registration staff and arrive at least 60 minutes before your start time.

Registration is located in the orange Mornflake marquee.

British Triathlon Members

To verify your membership please have your current British Triathlon licence confirmation ready to show registration staff or you will be required to pay the £5 difference.

Race Envelope

At registration you will receive a race envelope containing: Race Number x2, Bike Sticker x2, Helmet sticker x1, Electronic timing chip x1.

Swim Caps

Please use your own personal swim cap for the event. If you don't have one please ask at registration and we will provide you with one.

Chip Timing

Check your electronic timing chip number corresponds with your race number.

Please hand in your electronic timing chip at the finish line whether you complete the course or not or you will be required to pay £25.00 to replace it.

Please follow these simple steps to wear your chip correctly -

1. Thread the loose strap through the timing chip and securely fasten the velcro
2. The chip should be secure on the strap.
3. Place the strap around your LEFT ankle with the timing chip on the outside
4. Give the chip a firm pull, it should remain securely fastened
5. Double check that the strap is fastened correctly and securely



Cycle Brakes and Helmets

There will be no cycle or helmet check on entry to the transition area. You are responsible for checking your own cycle brakes and helmet before taking part in the event.

Know your Official British Triathlon Rules


Race Numbers x2

Your race number must be clearly displayed on your back for the bike and clearly displayed on your front for the run. Pin the race number in all four corners.

If using an elastic number belt pin the number in the top left and right hand corners.

You must not re-size your race number in any way.

Please write your name, blood group (if known) and any allergies or medical conditions you may have on the back of your race number.



What do I wear?

You can wear swimsuit/trunks or a triathlon specific trisuit for the swim. For both the cycle and run leg you can wear cycling or running gear that you're able to both cycle and run in, or a mixture of both. You can also wear a T shirt and shorts. The UK Triathlon 2021 technical series shirt is also a good option and can be purchased at the event (subject to availability). You can also wear a triathlon specific trisuit. If it is cooler, you can wear long sleeves or long pants or add layers like a windproof jacket.

Helmets

Your bike sticker must be attached to the front of the helmet.

Helmets are compulsory for the cycle and must be clipped before the bike is touched, and remain fastened until the bike is racked after the cycle stage.



Bike

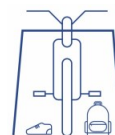
Any type of bike can be used as long as it is road worthy.

One bike sticker must go on the front of the handlebars and the other bike sticker must go on the seat stem.



Transition

Competitors should only bring into transition what is needed - a small bag can remain but large, bulky boxes are to be taken out of transition whilst the race is live.



Illegal Equipment



Certain items are banned during the event and in transition.

This includes any music, headphones, headsets, technical earplugs (including bone conduction headphones), mobile phones and personal video recording devices. Leave these outside transition.

Race Conduct

Everyone involved in the event is there to ensure you have a safe and enjoyable experience, so we ask that you respect your fellow competitors and treat all Technical Officials, Event Organisers, Race Crew, volunteers and spectators with courtesy. Any abuse towards these people will not be tolerated.

Drafting

Competitors must keep their distance from the cyclist in front of them, so as not to gain an advantage

In standard distance and shorter events the gap between the front wheel of the leading bike, to the front wheel of the following bike should be 10 metres—if overtaking a competitor, you have 20 seconds to pass through their draft zone.



Littering

Do not discard empty water bottles, gel or bar wrappers anywhere on the course. Use the feed stations or rubbish bins provided. If you can carry a gel full you can carry it empty!



2021 Event Calendar

Stratford Triathlon	9th May
Cheshire Kids Duathlon	22nd May
Cheshire Triathlon	23rd May
Ultimate, Ultimate 1/2 & Ultimate 1/4	6th June
Ultimate Aquathlon	6th June
Triathlon @ Alderford	19th June
Birmingham Kids Duathlon	26th June
Birmingham Triathlon	27th June
Henley Kids Triathlon	10th July
Henley Triathlon	11th July
York Kids Triathlon	31st July
York Triathlon	1st August
South Coast Triathlon	21st August
South Coast Run	22nd August
Shropshire Triathlon	5th September
North West Kids Duathlon	18th September
North West Triathlon	19th September
Ultimate Weekend	24-26th September
Warwickshire Triathlon	3rd October
Birmingham Autumn Half Marathon, 10k & 5K	17th October



For more information or for online entry visit uktriathlon.co.uk

OFFICIAL UK TRIATHLON TRI WEAR



**UNISEX FIT
TECH SHIRTS
£20**



**LADIES FIT
TECH SHIRTS
£20**

**HEAVY WEIGHT
HOODIES
£30**



**EMBROIDERED
TECH CAPS
£10**



AVAILABLE TO BUY AT THE EVENT

Main Arena Map



Cycle Transition Area

Before the Triathlon

Cycle Transition Area is open from 07:45am.

Only competitors are allowed in the Cycle Transition Area. You cannot enter the Cycle Transition Area until your bike stickers are attached (see page 3).

Cycle Transition Area

Take your bike and everything you require for the triathlon and make your way over to the Cycle Transition Area entrance which is clearly marked. Rack your bike in any position, each racking position is marked by white tape.

Please do not rack your bike in the Cycle Transition Area earlier than 20 minutes before your start time.

Security

Although we allocate security staff to specifically watch the Cycle Transition Area, please note that we cannot be responsible for any items lost or stolen.

After the Triathlon

You cannot take your cycle out of the transition area without your race number and corresponding cycle sticker.

Pool Swim

The pool is 25 metres long.

Please take extra care on the poolside floor and steps with wet feet, as it will be slippery!

Swim Intervals

Swimmers will be started at 30 second intervals in the Sprint & Relay and 15 second intervals in the Super Sprint, Fun and Cancer Research UK Pink Wave.

Swim Cap

Please use your own personal swim cap for the event. If you don't have one please ask at registration and we will provide you with one.

Swim Course

The swim course is very straightforward and there are signs and stewards to help if you get confused, don't worry, it's easy!

It is your responsibility to count the correct amount of lengths.



Pre Race Service Check

Make sure your bike is working properly with our pre race service/check. Please see page 13 for more information.

Course Safety

Abide by the highway code and follow instructions given in the race brief. Failure to ride safely will constitute an instant disqualification.

Getting ready for the Bike Section

When you finish your swim, head into the Cycle Transition Area.

Your race number must be clearly displayed on your back for the cycle section of the event.

You must fasten your helmet before taking your cycle off the rack.

After collecting your cycle, walk or run to the cycle mount line where you commence the cycle section of the race, you cannot mount your cycle until you have crossed the mount line.

The Course

The course is mainly flat but is quite technical with many turns per lap. Keep over to the left unless overtaking. Take extra care where there are dropped kerbs and speed ramps and where the road is separated into two-way traffic by the use of road cones.

Do not cross the cones.

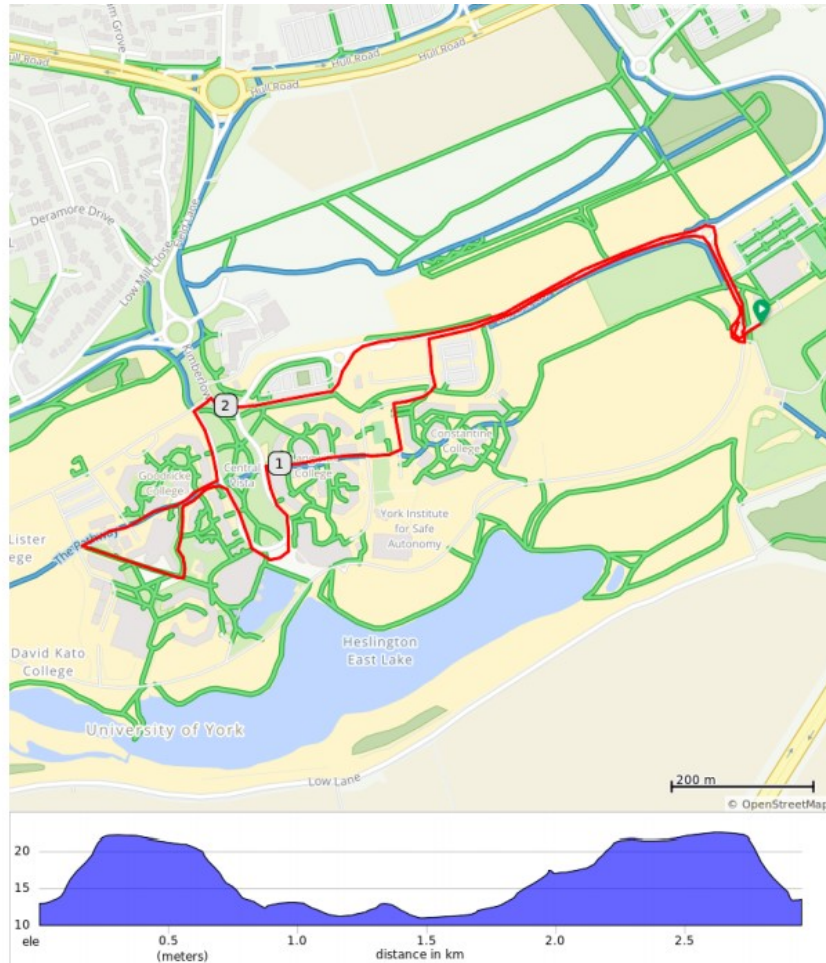
Follow the cycle route signs around the course and do not turn until you see a sign. **There are safety marshals present, they are not there to give direction.**



Dismount

Dismount your cycle at the end of the cycle course before the dismount line, a marshal will also tell you to do so (Cycling is not permitted inside the Cycle Transition Area).

Bike Map



Run Map



Run

Sprint & Relay - 5K - 4 laps

Super Sprint, Fun & Pink Wave - 2.5k - 2 laps

Getting ready for the Run

When you finish the bike course, enter Cycle Transition Area and rack your bike.

Your race number must be clearly visible on your front before leaving the Cycle Transition Area.

Feed Station

There is one feed station on the run course which you will pass on every lap, and one at the finish line which will be serving High5 energy drink and water. Take the drink off the table that you require.

The Course

Please keep to the right at all times except when overtaking and keep other runners in mind.

Maintain a distance of at least two meters where possible when overtaking. Follow the run route signs around the course. It is up to you to count your laps on the run, marshals will be taking numbers as a check in the case of suspected insufficient laps completed.

When you have finished the run, turn onto the finish alley and continue through the Mornflake finish gantry.



There must be no littering on the run course.

Relay

If your relay changes from an all female team you must email customercare@uktriathlon.co.uk

Preparation

Each member of the relay team completes one or two of the three disciplines in the triathlon.

At registration each member of the relay team will be given an electronic timing chip.

Awards

Relay awards are based on all female and all male/mixed teams. All male teams can consist of three men, two men and one woman or one man and two women.

How to Relay

After completing the swim, the swimmer passes the electronic chip to the cyclist inside the cycle transition area next to where the cycle is racked. The cyclist must not put their helmet on or take their cycle off the rack until receiving the electronic chip.

The cyclist completes the cycle course and passes the electronic chip over to the runner in the transition area only when the cycle has been placed back on the rack and their helmet has been fully removed.

The runner completes the run and hands in the electronic chip at the finish line.

Results and Prizes

Results

Overall results and times will be online on Monday 2nd August 2021. Should you have any problems with your results please email sam@uktriathlon.co.uk.

Photography

Our official event photographers, My Sport Photos, will be in attendance on the day to capture your best sporting moments, with the option to purchase your photographs online post events [My Sport Photos](#)

Prizes

Commemorative 2021 medal for all finishers.

Prizes are awarded to the top 3 male & female competitors in the Sprint and Super Sprint races & 1st place for all female and overall relay teams.

Prizes for first place in all five year age groups (see table opposite) in the Sprint triathlon only.

Prize giving will take place toward the end of the event.

Code	Category	Age
A/B	Youth	14-18
C	Junior 19	19
D	Senior 1	20-24
E	Senior 2	25-29
F	Senior 3	30-34
G	Senior 4	35-39
H	Veteran 1	40-44
I	Veteran 2	45-49
J	Veteran 3	50-54
K	Veteran 4	55-59
L	Veteran 5	60-64
M	Veteran 6	65-69
N	Veteran 7	70-74
P	Veteran 8	75-79
Q	Veterans 9	80+



BADGER CYCLES- QUALITY BIKE SERVICING

Get YOUR bike in Race shape!

Pre book your Pre race check or Service with Carl by texting him your race number and start time. 07950 735737

Badger Cycles will again be attending all UK Triathlon Events in 2020 offering Athletes the opportunity to save money on Bike servicing and repairs during the race weekend. GET YOUR BIKE READY FOR RACE DAY !

To make your booking just text your Race Number, Name and Start time prior to Race day and Carl will allocate a slot for your selected work. All work will be carried out using anti bacterial spray to all components being worked on as well as fresh disposable gloves for each bike serviced.

Alternatively, for Athletes living in Cheshire or Shropshire bookings can be made at Badger Cycles Workshop based in Whitchurch in the weeks prior to the event. Discounted service rates will apply.

New for this year are the following Service packages -

BRONZE SERVICE - Safety Check, Brakes, Gears, Drivetrain, Headset

Tyres/Valves. £15.00

SILVER SERVICE - As Bronze plus - Chain Lubrication and Wear Check

Headset Lubrication and adjustment.

Brake Shoes Cleaned and re set.

Gears Adjusted and re indexed.

Bike Fit Check and adjustments. £35.00

GOLD SERVICE - as Silver plus -

Bottom Bracket Lubrication / Replacement

Rear Cassette removal / Clean and Lubricated.

Anti Puncture Sealant to Tyres.

Cables replaced Gears and Brakes. £75.00

Badger Cycles will be on site on both the Saturday and Sunday during race weekends giving you the flexibility of booking your bike in on either day, whichever is more convenient with you!

BIKE HIRE - Badger Cycles have Race Cycles available for hire on a first come first served basis. Ideal for Athletes travelling from abroad. POA

New for 2021 – As UK Distributor for Relber Cycling Products, Badger Cycles will be providing an Athlete self service Bike Prep station including use of Track Pumps and Chain lubrication facilities.

Athletes can also purchase Relber Products with a 20% Discount when purchasing products during race weekend.



Race Day Massage

Book your massage with our team of qualified physios & masseurs
and we can help improve your race experience



Pre & Post Race Stretch

£10

Pre & Post Race Massage (1 Area)

£15

Taping of One Area

£10



Craven Complete are pleased to be attending all of the 2021
UK Triathlon Series Events and will be available the day before and on race day

TO BOOK YOUR SLOT

Visit - cravencomplete.co.uk

Text - 07539 440622 with your name, event & race number

Email - coaching@cravencomplete.co.uk





FREE Race-day Masterclass with Craven Complete

New to triathlon?

Wanting to improve your race day experience?

Keen to unlock the mysteries of the sport?

Looking to gain some speed and get that PB?

This friendly & relaxed workshop can help reduce race day nerves, & provide some tricks of the trade & best of all, it's FREE!

So come along and let us help you have your best race day.

No need to book, just turn up, or for more information visit cravencomplete.co.uk

All Masterclasses will start at 3pm on the Saturday before each event, or Friday if the event is on a Saturday. Meet at the "Finish Line" next to the event stage.

Starting with the basics, on where & how to attach your race numbers, stickers, whristband & timing chip, before heading to the transition area.





ENERGY | HYDRATION | RECOVERY

**PUNISH LUNGS
NOT TONGUES**

HIGHFIVE.CO.UK



REAL PERFORMANCE, REAL TASTE

Click the links below for further tips and advice-

[Triathlon tips for beginners](#)

[Triathlon Nutrition](#)



MORNFLAKE
Mighty Oats.

SUPERFAST OATS FOR SUPERFAST ENTRANTS

Proud Sponsors of
UK Triathlon 2021 Events

**MILLERS OF
MIGHTY OATS**
SINCE
1675



ラ N T
ン O R
ニ O I™
ン S
グ A 1
3


Colors
to move
body and
mind.

asics
sound mind, sound body





PROFESSIONAL, AFFORDABLE, RACE PHOTOGRAPHY



BE THE FIRST TO SEE YOUR
PHOTOS!

WWW.MYSPORTPHOTOS.CO.UK

ALWAYS DISPLAY YOUR BIB NUMBER CLEARLY

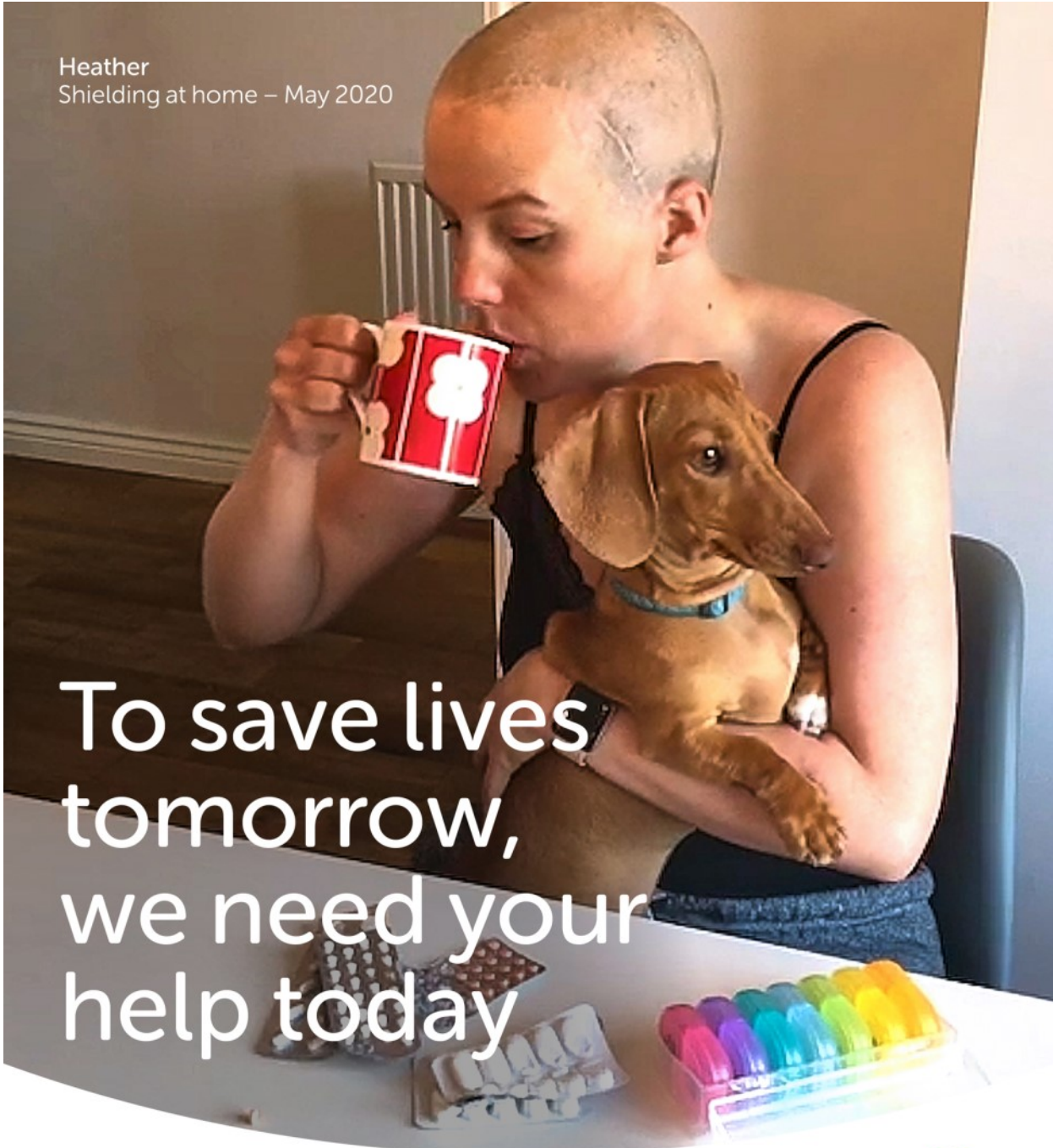
With thanks to New Pixels for providing images for the competitor race information

ZONE3 
UNRIVALLED PERFORMANCE



**20% OFF USE CODE
EP-UKTRIATHLON21**

Heather
Shielding at home – May 2020



To save lives
tomorrow,
we need your
help today

COVID-19 has slowed us down,
but we will never stop.

Fundraising has fallen and future
cancer research is at risk. We need
your donations now more than ever,
to help continue our life-saving work.

Please donate at cruk.org/give

Together we will **still** beat cancer



CANCER
RESEARCH
UK



Cancer Research UK is a registered charity in England and Wales (1089464), Scotland (SC041666) the Isle of Man (1103), and Jersey (247). © Cancer Research UK 2020.